

# STORY CHOREOGRAPHY PROJECT

## EXPERIMENTATION AND CREATION RESOURCE



**Experiment with different movements to connect your poses together. Below are some techniques to try.**



**Time** is the musical or dance element referring to speed and rhythm. Use the prompts below to experiment with time.

- Move from pose to pose in slow motion.
- Move from pose to pose as fast as you can.
- Move from pose 1 to pose 2 quickly and pose 2 to pose 3 slowly.



**Space** refers to space your body or the dancer's body moves through. Think about levels and direction. Use the prompts below to experiment with space.

- Move from pose 1 to pose 2 while traveling forward. Then try traveling backward.
- Move from pose 2 to pose 3 while staying in the same spot.
- Move from pose 1 to pose 2 by moving most of your body on the floor.



**Action** refers to the types of movement that you incorporate. Use the prompts below to experiment with action..


- Move from pose 1 to pose 2 using repetitive movements.
- Move from pose 2 to pose 3 by incorporating a turn.
- Move from pose 1 to pose 2 with a big jump.

## *experimentation*

process of trying out new ideas, methods, or activities

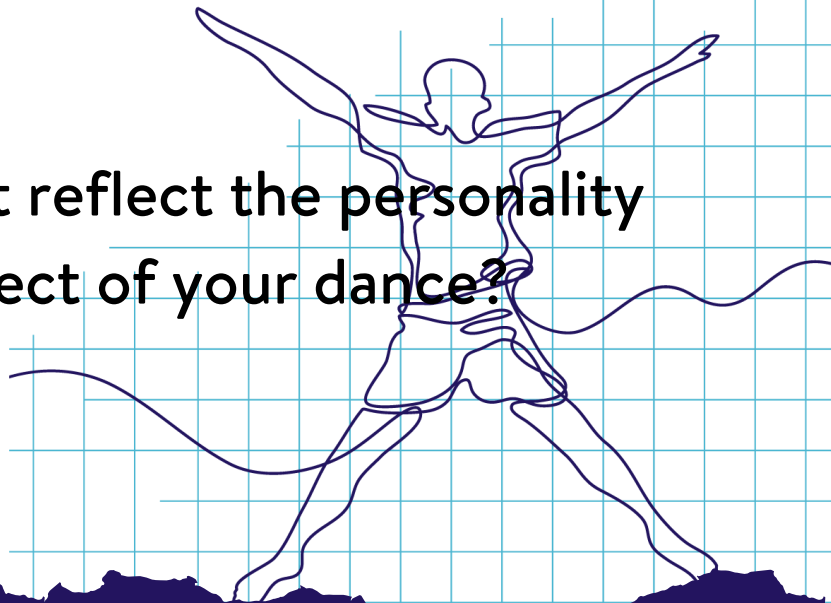
# STORY CHOREOGRAPHY PROJECT

## EXPERIMENTATION AND CREATION RESOURCE




**Analyze what is and isn't working as you connect poses and add other elements. Ask yourself some of the questions below.**

- Does the movement communicate the story you're trying to tell?
- Did you have an emotional reaction to the movement? How did it make you feel?
- Does the movement currently fit with the music? What adjustments can you make to make it work?
- Does the movement reflect the personality or mood of the subject of your dance?



# STORY CHOREOGRAPHY PROJECT

## EXPERIMENTATION AND CREATION RESOURCE



**Refine the details of your piece and set the final product. Use the space below to take notes.**

