

FAMILY SERIES

# BEAUTY

AND THE

# BEAST

APRIL 13-16, 2023

ARONOFF CENTER FOR THE ARTS



PHOTOGRAPHY: AARON M. CONWAY

## GOING TO THE ARONOFF TO SEE *BEAUTY AND THE BEAST*



PRODUCTION SPONSORS



Trish & Rick  
Bryan

SENSORY FRIENDLY PERFORMANCE PARTNER

Josephine Schell Russell  
Charitable Trust

SENSORY FRIENDLY PERFORMANCE PARTNER



Macy's is proud to partner with Cincinnati Children's Starting Our Adventure Right (SOAR) program to make these productions accessible to more children and families. SOAR is made possible by Macy's support.



# TABLE OF CONTENTS

2	GOING TO SEE <i>BEAUTY AND THE BEAST</i>
3	GETTING TO THE ARONOFF – ATTENDING WITH SCHOOL
4	GETTING TO THE ARONOFF – ATTENDING WITH FAMILY AND FRIENDS
5	IN THE LOBBY
7	RESTROOMS, FOOD AND DRINK
8	WATCHING <i>BEAUTY AND THE BEAST</i>
11	CHARACTER GUIDE
13	TIMELINE
17	CHECKLIST

## CREDITS

<b>CHOREOGRAPHY</b>	Pamela Robinson Harris and Peggy Dolkas
<b>MUSIC</b>	Alexander Glazunov: Masquerade, The Seasons, Raymonda Nikolai Tcherepnin: Armida's Pavillion
<b>MUSICAL SELECTION AND ARRANGEMENT</b>	Pamela Robinson Harris and Peggy Dolkas
<b>SCENIC DESIGN</b>	John Wayne Cook
<b>COSTUME DESIGN</b>	David Heuvel
<b>LIGHTING DESIGN</b>	James K. Larsen



# GOING TO SEE *BEAUTY AND THE BEAST*

I am going to the Aronoff Center to see *Beauty and the Beast*. The Aronoff Center is a place in downtown Cincinnati where people can see different shows. The show will start at 10:30 in the morning.



Ballet dancers will show the story of *Beauty and the Beast* by moving their bodies and dancing.





# GETTING TO THE ARONOFF



## ATTENDING WITH SCHOOL

I will ride a bus with my teacher and classmates. We will get dropped off next to the Aronoff. An usher will meet my group and lead us to the doors. We will follow the ushers and enter through the door that they want us to enter from.





# GETTING TO THE ARONOFF

## ATTENDING WITH FAMILY AND FRIENDS

I will ride a to the Aronoff Center with my group/family. We can get dropped off or we can park in a parking lot or garage close to the Aronoff Center. My parents/group can tell me what we plan to do.

When we get to the Aronoff Center we will go inside the building. We will enter through the front doors. The doors to get into the lobby will open at 9 am.

When I enter, I will go through security. I will walk through the metal detector and let the security officers look through my bag. The security check is to make sure that everyone is safe.





# IN THE LOBBY

Inside the lobby, we will see other people who are coming to see *Beauty and the Beast* and people who volunteer or work at the Aronoff.

The volunteers are there to help me. They will greet us at the door. They can answer questions and show us where to go. I can say “hi” or “good morning” to the volunteers.





# IN THE LOBBY

I will see special decorations in the lobby. Some of these decorations could break or fall, so I will remember to look at the decorations, but I won't touch them.



There are three levels at the Aronoff Center. My seat will be on one of these levels. There will be decorations and activities on each level.



# RESTROOMS, FOOD AND DRINK


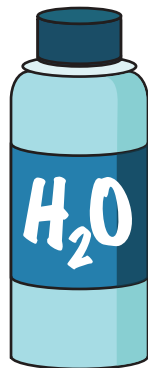

## RESTROOMS

If I need to use the restroom, they are located on both sides of the lobby. The restrooms have automatic flush toilets and paper towels that I can use to dry my hands. If there are a lot of people who need to use the restroom, I may need to wait in line. I will wait my turn to use the restroom.



## FOOD AND DRINKS

This is a special performance and I am allowed to bring snacks and drinks from home and take them inside the theater. If I am buying something in the lobby, I may have to wait in line for my turn to buy a snack or drink.





# WATCHING *BEAUTY AND THE BEAST*

When it is time for the show to start, there will be a short announcement and the lights will get a little bit darker but won't turn off. They will stay at half brightness during the show.

The curtain will go up, and I will see the stage and the dancers. I will hear different voices narrate the performance. I will not see them.



The dancers will be wearing different costumes to help tell the story. They will be wearing masks, makeup and hats. They are pretending



The dancers will come on and off stage during different parts of the show. Lights will be used on the stage to make it look like day time and night time. Sometimes a light will shine on one part of the stage if there is something important for the audience to see. I can follow the light with my eyes to look at the important things.

# WATCHING *BEAUTY AND THE BEAST*

I will hear music and special sounds that help tell the story. If the sounds are too loud, I can cover my ears or wear headphones.

If I need a break during the show, I can tell my parents/teachers, and they can walk with me out of the theater. Since this is a special performance, it is okay to get up and take a break during the show. If I take a break, I can walk around in the lobby or go to the quiet area. I can also visit the restroom. I can come back to watch the rest of the show when I am ready.



## INTERMISSION

Halfway through the show there will be an intermission. I will clap.

I will get to take a break. This is called intermission. At intermission, I can use the restroom or take a walk around the lobby. I can also stay in my seat and wait for the show to begin again. The intermission is 15 minutes.





# WATCHING *BEAUTY AND THE BEAST*

The performance will last about 60 minutes, or about 1 hour. There are different scenes in the show. I can learn more about these scenes and characters in the Timeline and Character Guide.

At the end of the show, the curtain will close and the audience will clap for the dancers. Sometimes when the audience really likes the performance, they will stand up to clap. This is called a standing ovation. This shows the dancers that they did a great job.



The curtain will close and the lights will come back on in the theater. This will mean that the show is over. I will look around my seat and make sure that I pick up all my things before I leave.

I will walk to the aisle and wait with my family or group to walk out of the theater. There will be lots of people leaving the theater at the same time. I will try to be patient while I wait my turn to walk up the aisle and into the lobby. I can stop at the rest room if I need to on the way out. I will walk with my group or family through the lobby and to our bus or car.

# CHARACTER GUIDE



## BEAUTY

Protagonist of the story, a sweet girl who saves her father from the Beast's wrath by agreeing to go and live with the Beast in his castle.

## THE PRINCE/BEAST

A stuck-up prince that falls under The Evil Fairy's curse. Forcing him to live his life looking like a beast.



## THE EVIL FAIRY/HAG

She puts the curse on the Prince, turning him into the Beast.



## THE GOOD FAIRY

She helps beauty see the Beast's true nature to undo the Evil Fairy's curse.





# CHARACTER GUIDE



## BABETTE

One of Beauty's spoiled sisters

## COLETTE

Beauty's other spoiled sister



## THE MERCHANT

Beauty's father and the reason she ends up having to go live in the Beast's castle

## HENRI

Beauty's suitor and pursuer of her affection



# TIMELINE



An evil fairy, disguised as an old woman, begs a prince for shelter from the storm. When he denies her access to his castle, she steals his heart, turning him into a hideous beast.

Beauty's father, the merchant, learns that one of his lost ships has arrived at port, and he prepares to claim his fortune. Beauty and her two spoiled sisters, Babette and Colette, see him off as Henri, the suitor, pursues Beauty's affection.



The merchant, upon his return home, becomes lost in the forest during a dreadful storm. He seeks shelter in what seems to be a welcoming but empty castle. Weary from his travel, the merchant enters the castle and treats himself to a meal. Warm and cozy, he falls asleep.





# TIMELINE



The next morning, the merchant wakes feeling refreshed, discovering he is now in a magical rose garden. While picking a rose for his daughter Beauty, the Beast appears and demands that the merchant must die for stealing his most prized possession – or one of his daughters must return in his place as a captive.

Upon learning of her father's fate, Beauty agrees to take his place in the castle.

Beauty meets the Beast and bids her father goodbye.



# TIMELINE



Beauty falls asleep in her bedroom at the Beast's castle, and with the help of the Good Fairy and the statues, she wakes in a new dress.

Beauty and the Beast dine, and he asks for her hand in marriage.

Beauty dreams of a handsome Prince and wonders if she is alone in the castle.





# TIMELINE

The Beast allows Beauty to travel home by way of a magic glove after she discovers her father is ill.

The merchant is happy to see his daughter alive.

Beauty returns to the castle after learning that the Beast is dying and agrees to marry him. Before his last breath, she offers her heart to the Good Fairy.

The Beast transforms into the prince from Beauty's dreams. They live happily ever after.



# THEATER SEQUENCE AND CHECKLIST

## GOING TO SEE *BEAUTY AND THE BEAST* CHECKLIST



Put a check in the box when you have completed each task

- ☐ 1 Ride to Aronoff Center with my family or group
- ☐ 2 Park car or get dropped off
- ☐ 3 Walk through the metal detector
- ☐ 4 Go inside lobby
- ☐ 5 Wait in the lobby and then in line to go into the theater
- ☐ 6 Follow the usher and/or my family to my seat
- ☐ 7 Stay in my seat and wait for the performance to start
- ☐ 8 Watch the performance
- ☐ 9 Clap for the dancers and the orchestra
- ☐ 10 Pick up my things
- ☐ 11 Wait in line to walk up the aisle
- ☐ 12 Walk through the lobby and outside to leave with my family or group
- ☐ 13 Ride home



# THEATER SEQUENCE AND CHECKLIST

## GOING TO SEE *BEAUTY AND THE BEAST* CHECKLIST




Put a check in the box when you have completed each task




☐ 1. Ride to Aronoff




☐ 2. Park car or get dropped off




☐ 3. Go inside lobby




☐ 4. Walk through the metal detector



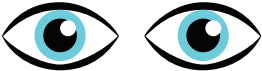
☐ 5. Wait in lobby and then in line to go into the theater




☐ 6. Follow usher or family to seat




☐ 7. Stay in seat and wait




☐ 8. Watch the performance



☐ 9. Clap for dancers and orchestra




☐ 10. Pick up my things



☐ 11. Wait in line to leave



☐ 12. Walk through lobby to leave with my group



☐ 13. Ride home